



Food and Agriculture
Organization of the
United Nations

EUROPEAN FISH PRICE REPORT

NOVEMBER 2025

11/25

GLOBEFISH

Information and Analysis on Markets and
Trade of Fisheries and Aquaculture Products

The European Fish Price Report is a monthly GLOBEFISH publication. This issue was prepared by Helga Josupeit, Rodrigo Misa, William Griffin and Firoza Buranudden with graphic design and layout by Lucia De Canio.

Illustrations' source: Food and Agriculture Organization of the United Nations, Original Scientific Illustrations Archive. Reproduced with permission.

CURRENCY RATES 24.11.2025

		USD	EUR
Canada	CAD	1.41	1.63
Norway	NOK	10.23	11.79
United States	USD		1.15
European Union	EUR	0.87	
Denmark	DKK	6.48	7.47
Russian Federation	RUB	78.60	90.58
Poland	PLN	3.67	4.23
United Kingdom	GBP	0.76	0.88

PRICE REFERENCE (Incoterms 2010)

CFR	Cost and Freight
CIF	Cost, Insurance and Freight
CIP	Carriage and Insurance Paid To
CPT	Carriage Paid To
DAT	Delivered at Terminal
DAP	Delivered at Place
DDP	Delivered Duty Paid
EXW	Ex Works
FCA	Free Carrier
FAS	Free Alongside Ship
FOB	Free on Board

PRODUCT FORM

C&P	Cooked and Peeled
FAS	Frozen at Sea
H&G	Headed and Gutted
HOG	Head-on Gutted (salmon)
IQF	Individually Quick Frozen
IWP	Individually Wrapped Pack
PBI	Pinbone-in
PBO	Pinbone-off
PD	Peeled and Deveined
PTO	Peeled tail-on
PUD	Peeled, Undeveined

ACRONYMS

FAD	Fish aggregating device
HORECA	Hotels, Restaurants, Catering
ICCAT	International Commission for the Conservation of Atlantic Tunas
IATTC	Inter-American Tropical Tuna Commission

SYMBOLS

+	Price increased in original currency since last report
-	Price decreased in original currency since last report
=	Updated but unchanged price
^	New insertion
	Not updated since last issue



Latest trends

Trade in preparation the Christmas period is seeing increased demand and higher price levels for some classic festive products such as lobster and oysters. Despite this generally positive development, uncertainty prevails. Whereas product prices normally increase during this time of the year, in November, twenty percent showed an increase, 19 percent declined, and 61 percent stayed stable. In addition, some price levels reached by groundfish species in the course of the year are considered as excessive, and traders are looking for less costly alternatives.

Prices

Groundfish	12
Flatfish	14
Tuna	16
Small pelagics	17
Cephalopods	18
Crustaceans	20
Bivalves	22
Salmon	22
Trout	23
Freshwater fish	23
Non-traditional species	24
Seabass and seabream	25

The European Fish Price Report, based on information supplied by industry correspondents, aims to provide guidance on broad price trends. Price information is indicative and should be used only for forecasting medium- and long-term trends. FAO is not responsible for any errors or omissions.




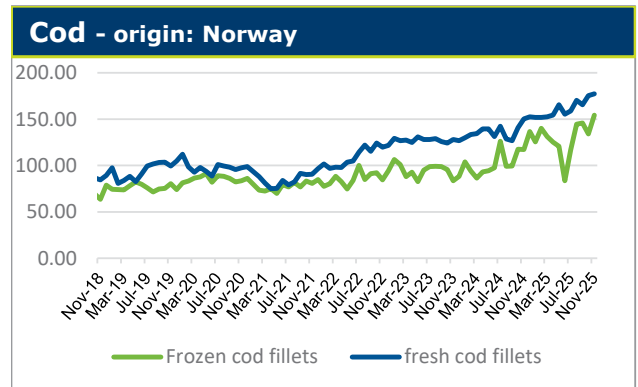
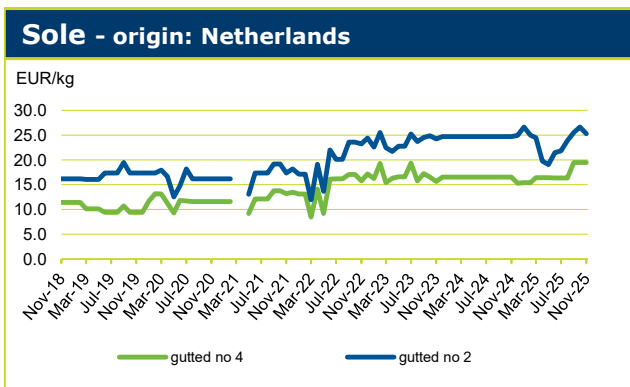
Groundfish


Higher cod landings in Norway contributed to export growth in October. In comparison with October 2024, fresh wild cod export volume increased by 49 percent to 1 135 tonnes, while its value increased by 79 percent to NOK 93 million (USD 9.2 million). For fresh farmed cod exports, the volume increased by 44 percent to 1 491 tonnes, while the value increased by 68 percent to NOK 109 million (USD 10 million). Farmed fish accounted for 54 percent of the export value of fresh cod.

Norway exported 2 960 tonnes of frozen cod with a value of NOK 277 million (USD 22 million) in October 2025. Although there was an increase of 10 percent in export value over the same month last year, volume fell by 10 percent. Viet Nam, the United Kingdom of Great Britain and Northern Ireland, and China were the largest markets for frozen cod in October 2025.

Furthermore, for the second consecutive month, Viet Nam was the largest market for frozen cod from Norway. The country is primarily a processing market, where most of the imported product is processed and re-exported as fillets to Europe and the United States of America. The reason for the strong growth in Viet Nam can probably be attributed mainly to the lower US tariff rates on its seafood as compared to product from China, which also exports a significant volume of frozen cod fillets to the United States. This has helped to make Viet Nam more competitive as a producer for the US market, increasing its demand for Norwegian cod in order to produce frozen fillets.

For cured groundfish (wet salted cod fillets), prices seem to be stable. An increase is expected towards the end of the year, which is the main consumption period for this traditional product.



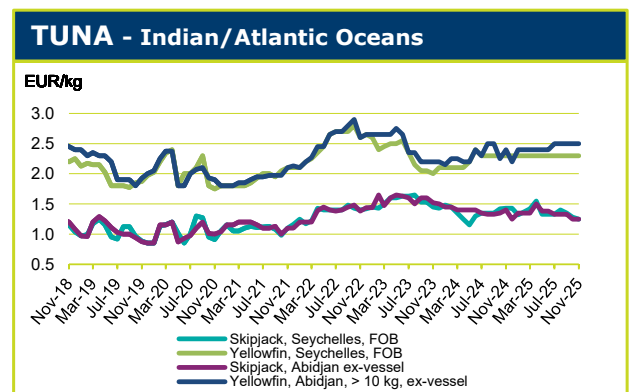
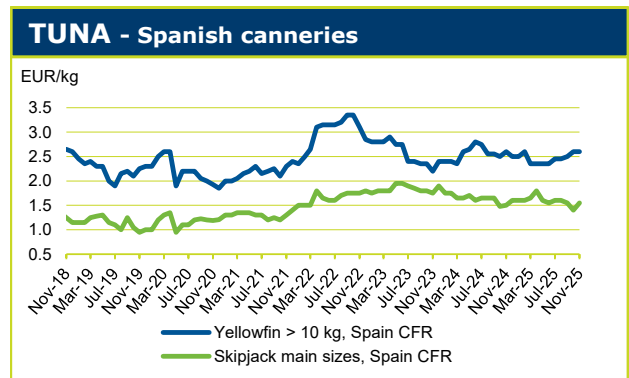
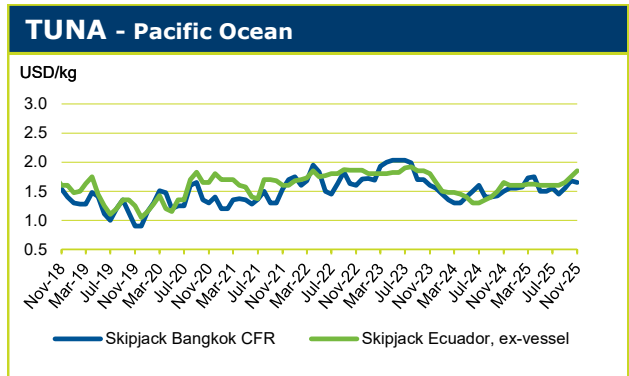



Tuna

The global tuna market mainly consists of fresh and frozen, as well as canned products, with the latter seeing strong international demand, particularly from North America and Europe.

Ecuador remains one of the top global exporters of tuna (especially canned and frozen varieties) but this ranking comes not without its challenges. There is increasing emphasis on sustainable fishing practices and traceability, which are shaping production and marketing strategies. Consequently, Ecuador's tuna exports are bolstered by its reputation for quality and compliance with international standards. The port city of Manta continues to be a key centre for tuna packing, benefiting from healthy raw material inventories thanks to good catches in the Eastern Pacific Ocean. Tariff changes and geopolitical tensions have introduced volatility in trade and logistics.

In 2025, Ecuador benefits from preferential access to the European Union market under the EU's Generalised Scheme of Preferences Plus (GSP+), which significantly reduces or eliminates tariffs on many products. Ecuadorian canned tuna (HS Code 1604.14) for instance, which typically is subject to a 24 percent tariff, enjoys duty-free access under GSP+. Similarly, frozen tuna (HS Code 0303.42) is eligible for zero duty under GSP+, especially when used for further processing within the European Union; fresh tuna (HS Code 0302.42) may face minimal tariffs, but often enters duty-free depending on the specific product form and quota status. At the






Tuna (cont.)

same time, Ecuador must maintain commitments to international conventions on labour rights, environmental protection, and governance to retain GSP+ benefits. This preferential treatment makes Ecuadorian tuna highly competitive in the EU market, especially for processors and retailers seeking sustainable and traceable sources.

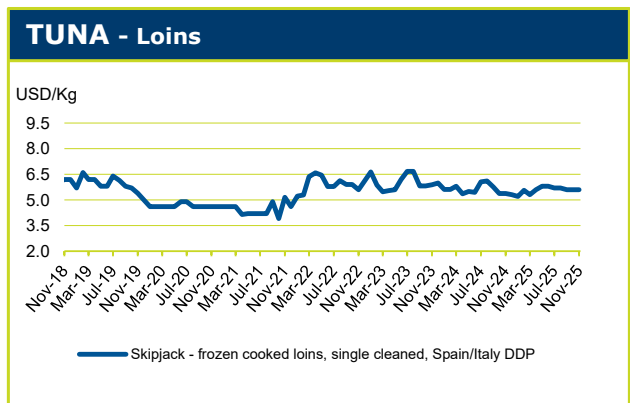
Imports of all tuna products into the European Union (EU) rose sharply in the first half of 2025 to 567 200 tonnes, up from 506 000 tonnes during the same period in 2024. This increase came primarily from higher Ecuadorian tuna exports, up by 28 percent or almost 30 000 tonnes in H1 2025 over the same period in 2024.



Global octopus prices remain high due to lower supplies in key producing regions, including Africa.

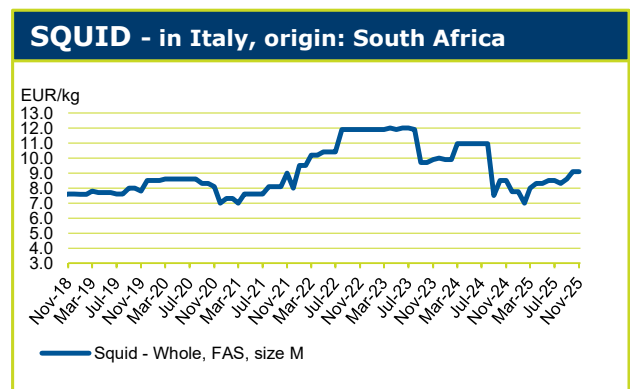
Indonesia's octopus fishery is characterized by keen competition among fishing companies. Landings are expected to be strong until February or March 2026; therefore, Indonesian product will continue to be met with good demand in the world market. The prices of octopus from Indonesia are reported to have increased by USD 1.00 per kg.

Squid fishing in South Africa is undergoing a closed season from 19 October to 23 November 2025. As a result, the supply of squid to the export market is even lower than in the difficult previous months. Prices went up for medium-sized squid, while staying stable for small and large squid.



Cephalopods

However, fishers look forward to a good season ahead as there are strong southeast winds, which should be positive for recruitment in the squid fishery.

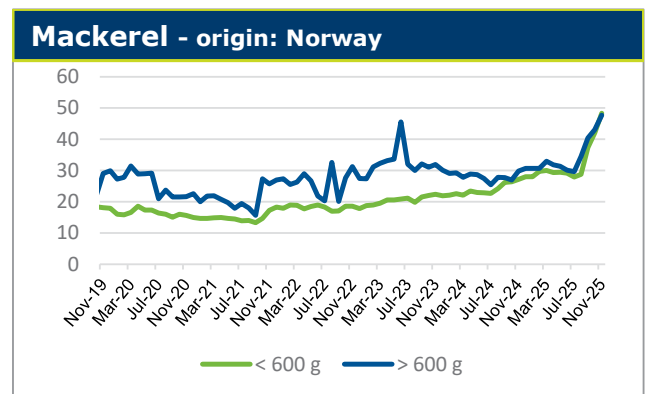
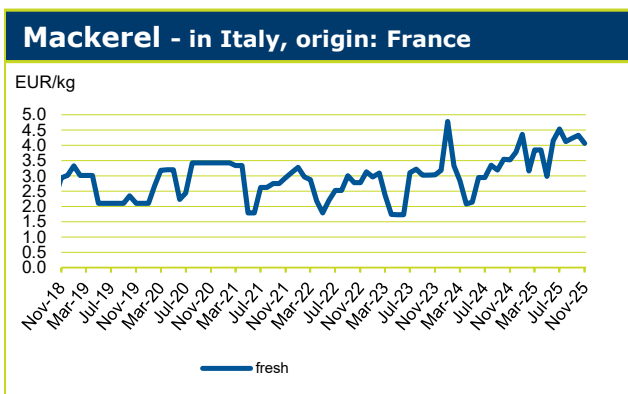




Small pelagics

Herring exports from Norway declined in October 2025 by 28 percent in value and 38 percent in volume compared with the same month last year. The last time during the month of October that a lower export volume of herring was recorded was in 2015. This year, the low volume was due to the late start to the autumn season for Norwegian spring-spawning herring. With good fishing expected towards the end of the month and a higher quota than last year, exports should pick up in the coming months. In terms of product form, exports of fillet products dominated in October, with the markets of Poland, Lithuania and Germany leading the way. Exports of whole frozen herring and marinated products fell significantly compared with October last year.

A sharp decline in Norwegian mackerel exports was reported in October 2025 and the outlook remains challenging. Norway exported 27 150 tonnes of mackerel worth NOK 1.3 billion (USD 100 million) in that month, down by 71 percent in volume and 47 percent in value compared with the same month last year. The Republic of Korea, Japan and Viet Nam were the largest markets for Norwegian mackerel in October. The sharp decline in mackerel exports in that month reflected the fact that the fishery had slowed down considerably as early as mid-September, compared with last year when a significantly larger quota was fished throughout October. In addition to the decline in volume, there was a significant increase in the price of mackerel. With the prospect of a very low quota next year, prices continued

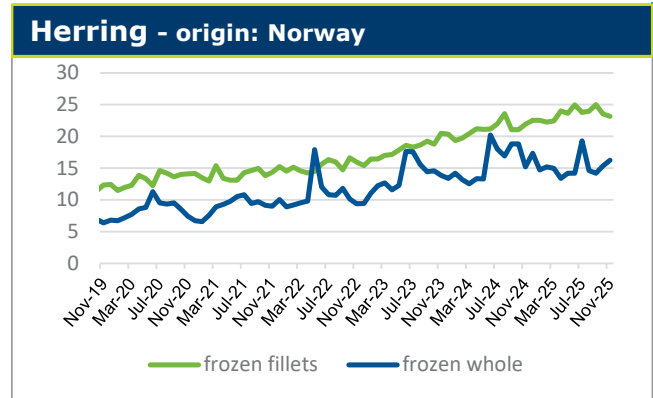




Small pelagics (cont.)

to rise in October, and the average price to the fisherman was NOK 47.16 (USD 4.16) per kg, compared with NOK 23.84 (USD 2.15) per kg for the same month last year.

At the moment demand far exceeds supply, and with the expectation that it will get even worse in coming months. There are warning signals coming all the way from the industry in Norway to customers out in the markets.




Trout


According to the Norwegian Seafood Council (NSC), Norway exported 8 306 tonnes of trout worth NOK 712 million (approximately EUR 61.4 million) in October 2025. Export value rose by 16 percent, while volume increased by 18 percent compared with the same month last year.

The United States, Poland and Ukraine remained the main destinations for the species in the month under review. Poland recorded the most significant growth, with export value up by 295 percent to NOK 68 million (around EUR 5.9 million), and volume reaching 1 134 tonnes, a 290 percent increase year-on-year.

NSC market analysis indicates that the average export price for fresh whole trout reached NOK 80.09 (about EUR 6.9) per kg in October, surpassing the average salmon price for the first time since October 2023. The increase was supported by growing demand and higher re-exports from Poland, which has shown stronger consumption and processing activity this year.



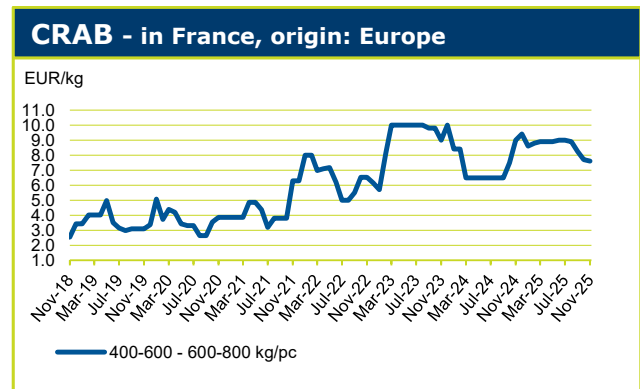
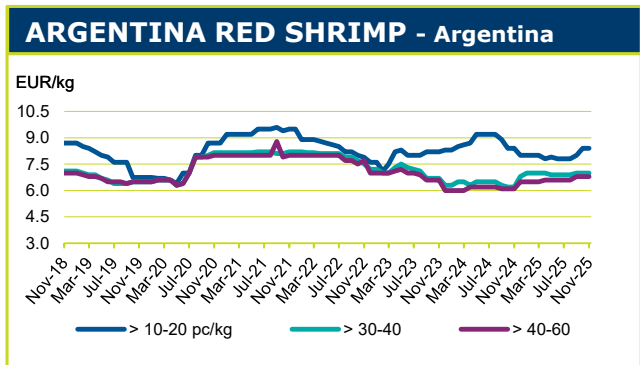
Crustaceans




Certain frozen shrimp products processed by one Indonesian company were recalled by the US FDA due to Cesium-137 contamination, in violation under of the Federal Food, Drug, and Cosmetic Act (FD&C Act). Details of the recalls will be posted on the US FDA website. Meanwhile, the US FDA is working with distributors and retailers who had received product from this company after Cs-137 was first detected by Customs & Border Protection (CBP), while recommending that firms conduct a recall for shipments that did not alert for Cs-137. US FDA has also added the company to a new import alert to stop products from this firm from coming into the United States until the conditions that gave rise to the chemical contamination have been addressed. Additionally, other Indonesian packers are required to present certification testifying that their products are non-radioactive, in order to keep exporting to the United States. To date, the Indonesian Government is awaiting any updates on what the non-radioactive certification should look like, and only a few official institutions can conduct non-radioactive testing, which leads to slow response.

In this context therefore, the prices of raw material are trending downwards, alongside lower demand from packers. For larger shrimp, prices have dropped by USD 0.10 per kg while smaller shrimp prices remain stable. As a reaction to these lower price levels, farmers have decreased the seeding volume of baby shrimp into the ponds and are also delaying stocking the ponds after preparation. The US market is still the top outlet for Indonesian

shrimp, although declining in importance due to the new requirement for non-radioactive certification from a competent authority Only some packers have done that and managed to restart exports to the United States. In the meantime, the Indonesian Government will apply new rules to make the certification process for each packer smoother in order to comply with US regulations.





Norway exported 148 729 tonnes of salmon worth NOK 12.6 billion (approximately EUR 1.08 billion) in October, according to data disseminated by the Norwegian Seafood Council (NSC). This marks a record-high export value for Norwegian salmon in a single month, exceeding the previous record set in November 2024 by NOK 696 million. Significantly, export value increased by 7 percent compared with the same month last year, while volume rose by 4 percent.

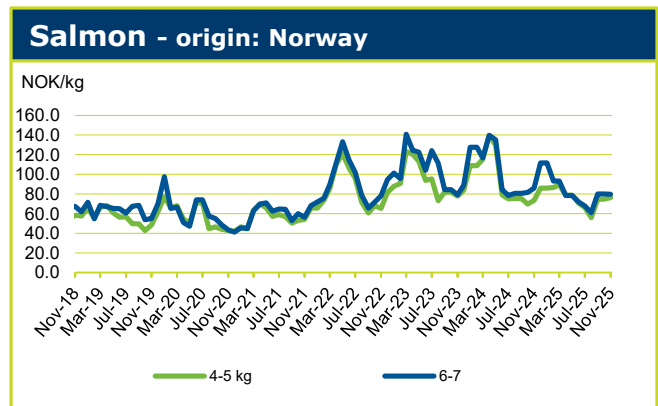

Poland, the United States and France remained the main destinations for Norwegian salmon in October. However, while exports to the US market have slowed in recent months, shipments to Asia have expanded significantly. NSC market analysis explained that this shift reflects a combination of factors, including higher demand in Asia, greater availability of large-size salmon and the impact of US import tariffs, which have redirected trade flows. Demand growth has been particularly strong in Japan, Thailand and Taiwan Province of China, where export values increased by 10, 46 and 61 percent respectively in October.



Salmon

China led the global growth in value, with exports reaching 7 628 tonnes worth NOK 332 million (around EUR 28.5 million), increases of 99 percent in volume and 92 percent in value compared with October 2024. Despite stronger competition from other suppliers such as Chile and Australia, Norway has expanded its market share in China, benefiting from overall category growth, which rose by 44 percent as of the third quarter of 2025, according to NSC.

NSC data disseminated by the Undercurrent News Price Portal show that prices for HOG fresh Norwegian salmon, FOB at the border, reached NOK 81.26 (EUR 6.95) per kg in week 44, representing a 3.67 percent increase from the previous week. This marks the second consecutive week of price recovery following three weeks of moderate decline between weeks 40 and 42. Despite short-term fluctuations, prices have remained relatively stable since late September, staying close to NOK 80 per kg, which suggests firm demand and balanced supply conditions in key markets.

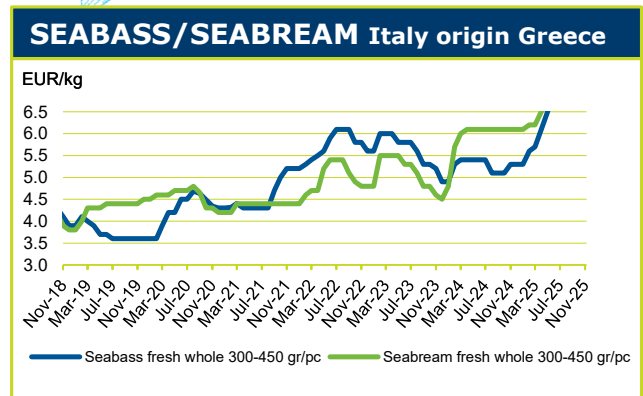




Seabass and seabream



Market conditions remain firm but are gradually normalizing as new production cycles reach harvest. Significant further price increases are unlikely as a potential easing of weather-related constraints on production could exert mild downward pressure on prices. European wholesale prices are forecast to hold near current levels through autumn, supported by continued strong demand and limited immediate capacity expansion. In the United States, higher import tariffs may cap demand growth, while European retailers may pursue more promotional pricing strategies to maintain turnover.

In November 2025, the production and export prices of both seabass and seabream in Greece stayed stable on October 2025 levels. Christmas demand will increase for both species and some temporary price hikes are likely next year.






Freshwater fish

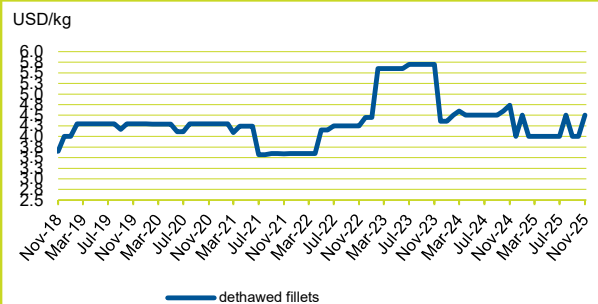
The UK pangasius market is currently marked by high demand but limited supply, with prices rising and sustainability pressures influencing buyer choices. After a dip in 2023–2024, pangasius consumption has rebounded in the United Kingdom because it is cheaper than cod or haddock, making it attractive for supermarkets, fish and chip shops, and foodservice providers. Global pangasius supply in 2025 is constrained, leading to higher export prices. This affects UK importers directly.

The United Kingdom imports most of its pangasius from Viet Nam, which is facing rising production costs (for example, labour, fuel and logistics) as well as weather-related challenges. Vietnamese pangasius output is projected to reach around 2 million tonnes in 2025, up 14 percent from 2024, but much of this is absorbed

by Asia and the European Union, limiting UK availability. After a slump in 2023, pangasius export prices have risen in 2025 due to tighter supply. Consumers are seeing pangasius priced higher than in previous years, though it remains cheaper than cod, haddock or salmon. Rising cod and haddock prices have helped pangasius maintain its market share despite cost increases. Pangasius will remain a budget-friendly alternative but less abundant in availability than in past years. If Viet Nam stabilizes production and logistics, UK imports could grow again, especially if demand for affordable fish continues. During the recent INFOFISH Tilapia 2025 Conference, the potential role of tilapia replacing pangasius in the fish and chips market in the United Kingdom was highlighted, a situation worth watching in the future.



Pangasius - in Italy, origin: Viet Nam



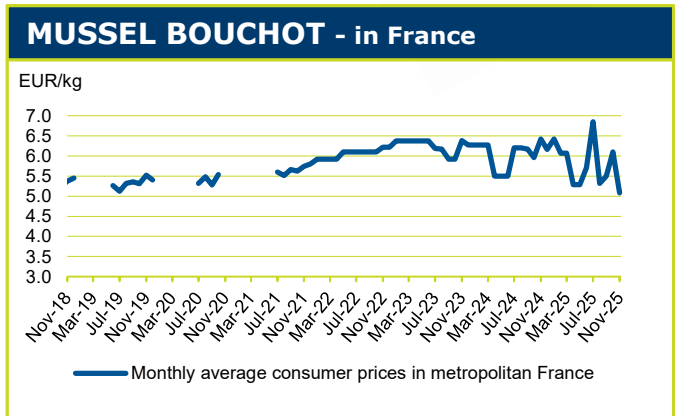




Bivalves

The Italian clam market in late 2025 is under pressure from low supply and high prices. Environmental challenges, EU regulatory disputes, and competition with Spain are shaping the sector, making clams more expensive and harder to source for both retail and foodservice. For consumers and businesses, clams remain available but at a premium, and the situation is unlikely to ease quickly.

Clam production in Italy has been hit by environmental disruptions, invasive species and climate impacts, reducing harvest volumes. Italy has a special derogation allowing harvest of smaller carpet-shell clams (below the European Union's 25 mm size limit). Spain is contesting this, creating uncertainty for Italian producers and threatening supply chain stability. With domestic production strained, Italy increasingly relies on

imports, but competition across Europe keeps supply tight. Mussels and clams are trading at elevated levels across Europe, and Italy is no exception. Prices are expected to remain high through the end of 2025. Rising costs are being felt in restaurants and retail, where clams are a staple of Italian cuisine (e.g., *spaghetti alle vongole*). Regulatory disputes may further disrupt the market. If Italy can stabilize production and resolve tensions with other EU countries, clam availability could improve, but climate pressures remain a long-term risk.



Fish Species Trade Name	Product Form	Grading	Price per kg		Reference & Area	Origin		
			EUR	USD				
GROUND FISH								
Cod/Cabillaud, Morue/ Bacalao <i>Gadus morhua</i>	Fresh - Whole	1-2 kg/pc 2-4		10.28	11.82	-	Italy CPT	Denmark
				12.54	14.41	-		
	Fresh, fillet, loin lightly salted			14.95	17.18	+		Norway
	Frozen, Fillet, 10 percent glazing	> 1000		9.50	10.92	+		
	Fresh, fillet	100-200 g/pc 200-400		15.00	17.24	^		Norway
	Fresh, fillet	100-200 g/pc 200-400		12.40	14.25	^	wholesale	
	Stockfish, dry wet salted fillets	700 g/pc 700-1000 g/pc		20.00	22.99	=		Norway
				18.50	21.26	+		
				26.00	29.89	=	DDP	Iceland
				13.00	14.94	=		
				17.50	20.11	=	Spain wholesale	Europe
				9.00	10.34	+		
				18.80	21.61	+		Spain
				4.00	4.60	=		
				13.50	15.52	=		FOB
				4.17	4.79			
				4.28	4.92			France
				10.30	11.84	-	France wholesale	
				11.10	12.76	-		France
				12.80	14.71	-		
			14.70	16.90	+		Germany	
			15.70	18.05	+			
			18.00	20.69	-	Germany retail	Germany	
			31.00	35.63	-			
			NOK 80.51	6.83	7.87	+	Norway export	Norway
			NOK 177.32	15.04	17.33	+		
			NOK 90.60	7.68	8.86	+	FOB	
			NOK 154.27	13.08	15.08	+		
				6.95	7.99	^	France	
				6.95	7.99	^		
				7.55	8.68	^	United Kingdom retail	
				7.80	8.97	^		
			GBP 21.00	23.86	27.63	-	United Kingdom retail	
			GBP 26.25	29.83	34.54	-		
			GBP 19.90	22.61	26.18	=	Iceland	
			GBP 28.95	32.90	38.09	+		
<i>Gadus macrocephalus</i>				11.30	12.99	=	Italy CIF	Denmark
				4.50	5.17		Spain CIF	China
				4.50	5.17			
				5.65	6.49			
Hake/Merlu/Merluza <i>Merluccius capensis</i>	Minced block			2.25	2.59		Namibia FOB for Spanish market	Namibia
	Filletts	100-110 g/pc		4.95	5.69		United States of America CIF	South Africa
				4.95	5.69		Spain FOB	
				7.55	8.68			Italy CPT
				6.98	8.02			
				6.98	8.02			South Africa
				6.17	7.09			
				4.51	5.18	-		Mediterranean
				10.07	11.57	-		
				10.16	11.68	-		France
			10.16	11.68	-			
<i>Merluccius merluccius</i>				10.70	12.30			France
				4.06	4.67	-		
				5.20	5.98	-		France
				11.46	13.17	-		
				12.00	13.79	-		France
				12.00	13.79	-		
				8.50	9.77	-		France
				10.65	12.24	+		
				10.00	11.49		wholesale	France
				9.50	10.92	-		
<i>Merluccius merluccius</i>				8.50	9.77	=	France wholesale	France
				11.00	12.64	=		
				13.50	15.52	-		Europe
				12.80	14.71	-		
				6.50	7.47	=		Spain
				6.35	7.30	+	Spain wholesale	
				6.55	7.53	+		Spain
				7.00	8.05	-		
				9.00	10.34	-		Europe
				11.50	13.22	=		
			2.45	2.82		FOB	Spain	
			2.95	3.39				
			2.99	3.44			CFR	
			2.15	2.47				
			3.45	3.97			CFR	
			3.60	4.14				

Fish Species Trade Name	Product Form	Grading	Price per kg		Reference & Area	Origin				
			EUR	USD						
<i>Merluccius hubbsi</i>	H&G, interleaved	70-100 g/pc	1.85	2.13	Spain FOB	Argentina				
		100-200	1.95	2.24						
		200-300	2.19	2.52 =						
		300-400	2.19	2.52 =						
		400-600	2.89	3.32						
	800-1200	3.55	4.08							
Fillet, interleaved	80-120 g/pc	4.25	4.89	Uruguay/ Argentina FOB	Uruguay					
	120-180	4.45	5.11							
<i>Merluccius polli</i>	H&G	100-300 g/pc	1.57	1.80	Spain FOB	Guinea/ Senegal/ Mauritania				
	Fillet	300-500	1.38	1.59						
		2-4 oz/pc	3.57	4.10						
<i>Merluccius gayi</i>	H&G, interleaved	100-200 g/pc	2.08	2.39	ex coldstore	Ecuador				
		200-300 g/pc	2.27	2.61						
<i>Merluccius bilinearis</i>	H&G, interleaved	300-425 g/pc	2.45	2.82	CIF	Europe				
		1000-1500	3.15	3.62						
<i>Merluccius productus</i>	Fillet, PBO	100-300 g/pc	2.63	3.02	United States	United States				
		300-500	2.63	3.02						
<i>Haddock/Eglefin/Eglofino Melanogrammus aeglefinus</i>	Fillet, skin.on, MSC	80-250 g/pc	1.70	1.95 =	Sweden FCA	Norway				
		200-300	1.98	2.28						
		150-300 g/pc	3.13	3.60						
	Fillet, skinless, MSC		2.00	2.30	United States of America CIF	Poland				
<i>Ling/Lingue franche/ Maruca Molva molva</i>	H&G	< 0.8 kg/pc	NOK 18.75	1.59	1.83	United Kingdom retail	Iceland			
		Whole, block frozen		3.00	3.45					
	Fillet, skin on	0.35 kg/pc	GBP 19.95	22.67	26.25	-	Spain CIF	Kingdom of the Netherlands		
		Whole	500 g/pc	GBP 19.90	22.61	26.18			=	
	Whole, 20 percent glazing	300-500 g/pc		2.65	3.05	Italy DDP	Faroe Islands			
		500-700		3.20	3.68					
Fillet, skin on, 20 percent	150-300		6.20	7.13	Spain FOB	Spain				
	200-400		6.20	7.13						
<i>Saithe/ Lieu noir/ Carbonero Pollachius virens</i>	Fillet - wet salted Produced from fresh raw material 1st quality	1-1.5 kg/pc		6.50	7.47 =	Italy CPT	United Kingdom			
		0.5-1.2 kg/pc		3.45	3.97					
	IQF, fillets, skin-on	120-140 g/pc		3.65	4.20	^	Norway FOB	Norway		
<i>Monkfish/Baudroie/ Rape Lophius spp.</i>	Loins, skinless, boneless	140-160		4.65	5.34	Spain FOB	Mediterranean			
		Fillets, skinless, boneless	1.1-1.5 kg/pc		4.75			5.46	^	
			100-300 g/pc		5.12			5.89	Atlantic	
			300-600		8.16			9.38		-
			500-1000		8.62			9.91		-
	1000-2000		8.61	9.90	-					
	Fresh, tail	< 300 g/pc		7.06	8.11	wholesale	Atlantic			
		200-500		13.59	15.62			+		
		500-1000		15.04	17.28			-		
		1000-2000		15.26	17.54			-		
	Fresh, whole	> 2000		15.55	17.87	+	wholesale			
		100-300 g/pc		9.25	10.63	Spain FOB		Namibia		
300-600			8.92	10.25	+					
500-1000			8.00	9.20	-					
Whole	250-500 g/pc		9.25	10.63	Spain FOB	Spain				
	500-1000		9.60	11.03						
Whole, gutted	250-400 g/pc		4.45	5.11	CIF	Netherlands (Kingdom of the)				
	300-600		4.78	5.49						
Tails, skin-on, 20% glazing 10% glazing	250-500 g/pc		7.29	8.38	wholesale	Spain				
	500-1000		10.25	11.78						
Fresh, whole			21.00	24.14	wholesale	Europe				
			18.00	20.69			+			
Whole			4.40	5.06		China				

Fish Species Trade Name	Product Form	Grading	Price per kg		Reference & Area	Origin		
			EUR	USD				
John Dory/ Saint Pierre/ Pez de San Pedro <i>Zeus faber</i>	Fresh - whole	1-2 kg/pc	17.20	19.77	-	France wholesale	France	
		2-3	19.50	22.41	-		Italy CPT	Italy
	Fresh - gutted	300-500 g/pc	13.00	14.94	^			
		500-1000	16.00	18.39	^			
		1000-2000	23.34	26.83	-			
		2000-3000	22.20	25.52	-			
		> 3000	21.52	24.74	-			
		600-800	17.25	19.83	+			
	Fresh - fillets	800-1000	16.91	19.44	+			
		1000-2000	18.00	20.69	-			
H&G	< 200 g/pc	1.35	1.55		Spain FOB	Mauritania/ Guinea/Senegal		
Fillets	80-250	1.90	2.18					
	Fillets, skin-on	80-120 g/pc	4.45	5.11		CIF	Morocco	
100-150 g/pc		4.65	5.34					
Golden redfish Sébastes doré Gallineta dorada <i>Sebastes mentella</i> <i>Sebastes marinus</i>	Block, H&G, Japanese cut	50-100 g/pc	2.05	2.36		FOB	China Russian Federation	
		100-150	2.29	2.63				
		150-200	2.95	3.39				
		200-300	3.28	3.77				
		300-500	3.55	4.08				
	Block, whole	150-180 g/pc	1.28	1.47		CIF	Spain	
		180-250	1.98	2.28				
		200-300	1.50	1.72				
	Fillets, skin-on, 25% glazing	120-160 g/pc	6.05	6.95		CIF	Iceland	
		160-200	6.20	7.13				
Alaska pollack/Lieu de l'Alaska/Colín de Alaska <i>Theragra chalcogramma</i>	Fresh, fillet		10.53	12.10	+	Italy CPT	Norway	
		Fillets, skinless	80-120 g/pc	3.25	3.74		Spain CIF	China
	Whole, 20 percent glaze,	120-140	3.65	4.20				
		120-170 g/pc	2.45	2.66				
	Blockfrozen, H&G	170-230	2.45	2.66		Asian market CIF	United States	
		230-300	2.45	2.66				
	IQF, H&G		1.70	1.95		Germany retail	Germany	
			1.83	2.10				
	Common dentex/ Denté commun Dentón <i>Dentex dentex</i>	Fresh - whole fillet	1-2	25.69	29.53		Spain CIF	China
			2-3	28.78	33.08			
3-5			25.97	29.85				
5-7			27.03	31.07				
7-10			23.88	27.44				
Flathead grey mullet/ Mulet à grosse tête/ Pardete <i>Mugil cephalus</i>	IQF, whole	600-1000 g/pc	1.28	1.47		ex-vessel	Morocco	
		1000-2000	1.49	1.71				
Bogue/Boga <i>Boops boops</i>	Fresh	4-7 pc/kg	0.98	1.13		wholesale	Spain	
		3-6	0.88	1.01				
			1.80	2.07	=			
			1.45	1.67	=	Italy CPT		

FLATFISH

Turbot/Rodaballo <i>Psetta maxima</i>	whole, farmed	0.4-0.6 kg/pc	9.85	11.32		Spain CIF	Spain	
		0.6-0.8	9.85	11.32				
		0.8-1	9.85	11.32				
		1-1.5	9.85	11.32				
	Fresh - whole wild	0.3-0.5 kg/pc	12.25	14.08		wholesale	Netherlands (Kingdom of the)	
		0.5-1	13.35	15.34				
	Frozen, gutted, 30% glazing	25% glazing	300-500 g/pc	6.80	7.82		wholesale	Spain
			400-600	8.45	9.71			
			600-800	10.45	12.01			
			800-1000	11.15	12.82			
			1000-2000	14.00	16.09			
	Fillets, skin-less, 20%	20% glazing	200-400 g/pc	28.95	33.28		Italy CPT	Spain/Portugal
			400-600	30.95	35.57			
	Fresh - whole, wild	Frozen		22.00	25.29	=		
				17.50	20.11	=		
	Fresh - culture	400-600 g/pc	600-800	16.40	18.85	+		
800-1000			10.42	11.98				
1000-1500			11.49	13.21	-			
1500-2000			12.69	14.58	-			
2000-2500			15.29	17.57	+			
2500-3000			15.92	18.30	-			
3000-4000			17.90	20.57	+			
4000-5000			16.88	19.40	+			
		20.26	23.29	+				
		17.14	19.70					

Fish Species Trade Name	Product Form	Grading	Price per kg		Reference & Area	Origin				
			EUR	USD						
Turbot/Rodaballo <i>Psetta maxima</i>	Fresh - gutted, wild	0.7-1 kg/pc	16.88	19.40	Italy CPT	Netherlands (Kingdom of the)				
		1-2	17.59	20.22						
		2-3	23.73	27.28						
		Fresh - fillets	0.15-0.2	21.30			24.48			
		Fresh - whole	0.3-0.5	10.90			12.53			
	Fresh - whole, cultured	1-2	22.86	26.28		wholesale	Spain			
		2-3	23.73	27.28						
		3-4	24.30	27.93						
		4-5	24.30	27.93						
		600-1000 g/pc	15.30	17.59						
Fresh - whole, wild	1000-2000	18.00	20.69	France	France					
	1-2 kg/pc	17.50	20.11							
	2-3	19.00	21.84							
Fresh - whole, wild	3-4	22.50	25.86	France	France					
	3-4	31.00	35.63							
Sole/ Lenguado <i>Solea vulgaris</i>	Fresh - whole	120-175 g/pc	13.45	15.46	Spain CIF	Netherlands (Kingdom of the)				
		175-200	15.10	17.36						
		160-360	10.50	12.07						
		Gutted, 20 percent glaze	110-160 g/pc	11.85			13.62			
			160-200	12.10			13.91			
	200-250		12.45	14.31						
	250-300		12.65	14.54						
	300-350		14.60	16.78						
	350-400		16.45	18.91						
	Fresh Frozen Fillets	400-500	19.25	22.13		wholesale	Spain			
			16.50	18.97						
			13.20	15.17						
	Fresh - whole, skinless		24.00	27.59						
	Fresh - gutted	5	55.00	63.22		Germany retail	Germany			
		4	14.19	16.31						
		3	19.47	22.38						
		2	21.66	24.90						
		1	25.29	29.06						
		Fresh - whole	1	17.15				19.71	Italy CPT	Netherlands (Kingdom of the)
			5	17.57				20.20		
4			17.20	19.77						
3			18.22	20.94						
2			23.19	26.66						
Fresh - gutted		2	21.53	24.75	wholesale			Italy		
		1	16.21	18.63						
		300-500 g/pc	25.00	28.74						
		200-300	21.90	25.17						
Fresh - whole, wild		1	40.00	45.98	France			North Sea France		
	2	33.00	37.93							
	3	26.50	30.46							
	4	23.00	26.44							
Sand sole/Sole-pole Lenguado de arena <i>Solea lascaris</i>	Fresh - whole	150-300 g/pc	14.09	16.19	Italy CPT	West Africa				
		300-600	13.67	15.72						
Senegalese sole/Sole du Sénégal Lenguado senegalés <i>Solea senegalensis</i>	Fresh - whole, farmed	300-400 g/pc	21.20	24.37	Spain CIF	Spain				
		400-500	23.40	26.89						
		500-600	23.49	27.00						
		600-700	23.49	27.00						
		800-1000	23.45	26.96						
	Frozen on board, IWP	400-500 g/pc	8.25	9.48						
whole, frozen on land		1.45	1.67	FOB	Guinea					
	15.19	1.39	1.60							
Brill/Barbue/ Remol <i>Scophthalmus rhombus</i>	whole, 30% glazing	0.2-0.3 kg/pc	5.20	5.98	CIF	Netherlands (Kingdom of the)				
		0.25-0.4	6.45	7.41						
		0.5-0.8	6.90	7.93						
	25% glazing	1-2	9.60	11.03						
European plaice/ Plie d'Europe/ Solla europea <i>Pleuronectes platessa</i>	Fresh - whole	300-400 g/pc	5.00	5.75	Italy CPT	wholesale CPT				
		> 600	5.20	5.98						
		Fillet, white skin on, 30%	60-120	5.35			6.15			
	Fresh - fillet	60-80 g/pc	5.70	6.55						
European Flounder/ Flet d'Europe/ Platija europea <i>Platichthys flesus</i> <i>Scophthalmus rhombus</i>	Fresh - whole	400-600 g/pc	7.04	8.09	Germany retail (from producer)	Germany				
		1000-2000	19.90	22.87						
	Fresh - gutted	600-1000 g/pc	19.68	22.62						
		1000-2000	15.42	17.72						
		2000-3000	17.63	20.26						
Fresh - whole skinless	2000-3000	18.40	21.15							
		29.98	34.46							
		43.80	50.34							

Fish Species Trade Name	Product Form	Grading	Price per kg		Reference & Area	Origin	
			EUR	USD			
TUNA/BILLFISH							
Tuna/Thon/Atún <i>for canning</i>	Skipjack - whole		1.43	1.65	-	Bangkok CFR Western/Central Pacific Ocean	
	Yellowfin - whole		1.61	1.85	+	Ecuador Eastern Tropical Pacific Ocean	
	Skipjack - whole		2.43	2.80	+	ex-vessel Pacific Ocean	
	Yellowfin - whole		1.25	1.44	-	Seychelles Indian Ocean	
	Skipjack - whole		2.50	2.87	+	FOB	
	Yellowfin - whole	> 10 kg	1.25	1.44	=	Abidjan Atlantic Ocean	
	Skipjack - whole	1.8-3.4 kg/pc	2.50	2.87	=	ex-vessel	
	Yellowfin - whole	> 10 kg	1.55	1.78	+	Spain CFR Various origins	
	Yellowfin - pre-cooked loins	double cleaned	2.60	2.99	=		
		single cleaned	7.65	8.80		Europe CFR India	
	Skipjack - pre-cooked loins		7.65	8.80			
	Skipjack - cooked & loins - vacuum packed	double cleaned	5.65	6.50			
			4.87	5.60		Various origins	
	<i>for direct consumption</i>	Albacore - whole, gutted H&G	< 15 kg/pc	5.50	6.32	+	Spain wholesale Atlantic
		Yellowfin or Bigeye- H&G	< 25 kg/pc	4.35	5.00		FOB
		> 20	3.95	4.54	=		
		25-50	4.65	5.34	-		
		50-100	4.70	5.40	-		
		> 100	4.70	5.40	-		
Skipjack - cooked loins		single cleaned	5.50	6.32	=		
Bigeye - frozen loins			4.00	4.60			
Bluefin - H&G, skin-on		> 20 kg/pc	6.17	7.10			
		> 100	5.55	6.38			
			5.35	6.15			
Albacore, fresh		4-7 kg/pc	3.70	4.25	-	Italy CPT Spain	
		7-10	3.70	4.25	-		
		9-12	3.78	4.34			
Bluefin, fresh		10-20 kg/pc	5.02	5.77	-	Italy	
		20-30	12.00	13.79			
		30-50	11.30	12.99			
		> 50	12.00	13.79			
Yellowfin, fresh, gutted		20-30 kg/pc	10.00	11.49			
		30-50	10.72	12.32			
	> 50 kg/pc	8.90	10.23				
		9.56	10.99				
		11.07	12.72				
Bigeye, fresh	10-20 kg/pc	4.00	4.60	-			
	20-30	5.18	5.95				
	30-50	4.90	5.63				
Slices		14.50	16.67				
Yellowfin Loins	> 60 kg/pc	6.22	7.15		United States of America CIF Mexico/ Ecuador		
	> 100	6.22	7.15				
whole, bulk frozen	40-50	3.13	3.60				
Atlantic bonito/Bonite à dos rayés/ Bonito del Atlántico <i>Sarda sarda</i>	IQF, frozen at land, whole	2-2.5 kg/pc	1.65	1.90		Spain FOB Morocco	
		2.5-3	1.65	1.90			
		> 3	1.65	1.90			
	Fresh - whole		3.78	4.34	-	Italy CPT Italy	
Swordfish/Espadon/ Pez espada <i>Xiphias gladius</i>	Fresh - whole	< 12 kg/pc	3.00	3.45		Spain wholesale Atlantic Ocean	
		> 25	24.00	27.59			
		average	16.00	18.39			
	whole	< 12 kg/pc	3.50	4.02	=		
		> 25	18.00	20.69	+		
		average	9.80	11.26	-		
	H&G, skin-on	< 10 kg/pc	4.35	5.00	+	FOB	
		10-30	5.55	6.38	+		
		30-50	5.85	6.72	-		
		50-70	5.98	6.87	-		
		70-100	5.98	6.87	-		
		100-175	6.15	7.07	-		
		> 175	5.95	6.84	+		
	Loins, H&G, skin-on	2-4 kg/pc	8.65	9.94			
	5% glaze	4-6	7.85	9.02			
Fresh - whole		10.53	12.10	-	Italy CPT		
Fresh - slice		10.54	12.11	+			
Fresh - slice, with bone,		9.06	10.41	+			
Fresh- whole		12.50	14.37	=	France wholesale		
Frozen- fillet, vacuum		8.50	9.77	=	Spain		

Fish Species Trade Name	Product Form	Grading	Price per kg		Reference & Area	Origin			
			EUR	USD					
SMALL PELAGICS									
Mackerel/Maquereau/ Caballa <i>Scomber scombrus</i>	Fresh - whole			4.06	4.67	-	Italy CPT	France	
	Fresh - whole	2-3 pc/kg		4.54	5.22	^			
	Fresh - fillet, butterfly cut			6.86	7.89	-			
	Fresh			4.00	4.60	-			
	Fresh	Small		1.00	1.15	=	Spain wholesale	Spain	
			Large	7.00	8.05	=			
			Average	4.00	4.60	-			
	IQF Whole	2-3 pc/kg		2.85	3.28		FOB	Morocco	
			4-6	1.10	1.26				
	IQF, H&G, 8-10% glaze	360-380 g/pc		1.15	1.32				
				3.75	4.31				
	Fresh whole	> 600 g/pc		NOK 38.76	3.29	3.79	-	Norway export	Norway
			< 600	NOK 47.71	4.05	4.66	+		
				NOK 48.34	4.10	4.73	+		
IQF whole fillets		400-600 g/pc		2.65	3.05	^	FOB		
			200-300	5.75	6.61	^			
fillets whole		200 g/pc		GBP 23.20	26.36	30.53	+	United Kingdom retail	United Kingdom
	0.5 kg/pc		GBP 9.95	11.31	13.09	+			
IQF, whole	4-6 pc/kg		1.16	1.33		Spain FOB	Morocco		
		8-10	1.15	1.32					
		16-20	0.85	0.98					
	3-6		1.58	1.82					
		1-3	1.68	1.93					
	Fillets	100-200 g/pc	3.65	4.20					
IQF, 2 percent glazing	80-120 g/pc		3.25	3.74					
			1.65	1.90					
IQF, wrapped	> 1 kg		1.23	1.41		Morocco FOB for European market market	Morocco		
Horse Mackerel/ Chincard/ Jurel <i>Trachurus spp</i>	Fresh	Small		0.30	0.34	=	Spain wholesale	Spain	
			Large	6.50	7.47	+			
			Average	2.00	2.30	+			
	IQF Blockfrozen	100-300 g/pc		0.95	1.09		FOB	Morocco/ Guinea	
			250-400	1.79	2.06				
			300-600	1.65	1.90	-			
		500-800		2.39	2.75				
			700-1200	1.55	1.78				
		300-450	1.58	1.82					
	IQF	2-3 pc/kg		1.75	2.01		Senegal	Spain	
			1-3	2.25	2.59				
			2-4	1.55	1.78				
		3-5		1.50	1.72				
			4-6	1.35	1.55				
5-9			1.15	1.32					
10-16		1.25	1.44						
	16-20	0.98	1.13						
	28-35	1.15	1.32						
Whole	2-4 pc/kg		0.91	1.10		Egypt CIF	Yemen		
		4-6	0.91	1.10					
		6-8	0.91	1.10					
Chub mackerel/Maquereau español/ Estornino <i>Scomber japonicus</i>	Block frozen	8-14 pc/kg	0.82	0.94		Spain FOB	Morocco		
		> 500 g/pc	1.18	1.43			Peru		
	Fillets, skin-on	50-150 g/pc	2.27	2.75		Netherlands CIF	Ecuador		
	Whole	2-4 pc/kg		0.79	0.95		Egypt CIF	Yemen	
4-6			0.79	0.95					
6-8			0.83	1.00					
Silver scabbardfish/ Sabre argenté/ Pez cinto <i>Lepidopus caudatus</i>	H&G	700-900 g/pc	4.15	0.95	^	Spain FOB	Morocco		
		> 900	4.15	0.95	^				
Herring/Hareng/Arenque <i>Clupeidae</i>	Fresh - fillets		4.04	4.64	+	Italy CPT	Denmark		
		whole	3.00	3.45	=		France		
	Salted - fillets		6.50	7.47	=	wholesale	France		
		Smoked - fillets	13.00	14.94	=				
	Smoked - fillets, vacuum		13.00	14.94	=				
Fresh whole fillet		NOK 11.95	1.01	1.17	+	Norway export	Norway		
		NOK 16.24	1.38	1.59	+				
		NOK 23.16	1.96	2.26	-				
Sardine/Sardine/Sardina <i>Sardina pilchardus</i>	Fresh - whole		2.18	2.51	-	Italy CPT	Morocco		
		Frozen - whole	1.96	2.25	=				
		Fresh - fillet	3.88	4.46	-				
	Fresh		3.15	3.62		wholesale	Italy		
	Block, whole	12-16 cm/pc		1.23	1.41		Spain FOB	Morocco	
			13-18	1.20	1.38				
	IQF	8-16 pc/kg		1.45	1.67				
			8-14	1.15	1.32				
		16-18		2.29	2.63				
			1-3 kg/pc	1.65	1.90	^			
	Fillets, butterfly cut	30-50 g/pc		3.35	3.85	-			
				2.40	2.76	-	wholesale		
	whole Fillets		GBP 4.30	4.89	5.66	-	United Kingdom retail	Portugal	
		GBP 7.00	7.95	9.21	-				
Fresh - whole			5.20	5.98	=	France	France		
	Fresh - butterfly cut		7.30	8.39	=				

Fish Species Trade Name	Product Form	Grading	Price per kg		Reference & Area	Origin
			EUR	USD		
<i>Anchovy/Anchois/ Boquerón</i> <i>Engraulis encrasicolus</i>	Fresh		3.70	4.25 =		
	Fresh		1.90	2.18 -	Italy CPT	Italy
		71-100 pc/kg	6.00	6.90 +	wholesale	
		> 100	4.10	4.71		
	whole	80-100 pc/kg	3.67	4.22	United States of America CIF	Greece
	Fresh		2.50	2.87 +	Spain wholesale	France
			2.40	2.76 -		Italy
			3.00	3.45 +		Spain
	Fresh	30-32 pc/kg	1.95	2.24	FOB	
	Blockfrozen	41-45	1.90	2.18		
		46-50	1.90	2.18		
	50-55	1.90	2.18			
	55-60	1.95	2.24			
IQF, fillets	8/14 g/pc	4.55	5.23		Morocco	

CEPHALOPODS

<i>Squid/Encornet/Calamar</i> <i>Loligo spp.</i>	Whole	S (< 18 cm)	8.10	9.31 =	Italy CIF	South Africa
		M (18-25)	9.10	10.46 =		
		L (25-30)	10.60	12.18 =		
		XL (>30)	10.60	12.18 =		
<i>Loligo vulgaris</i>	Fresh - whole	100-300 g/pc	7.95	9.14	CPT	Croatia
		300-500	5.86	6.73 -		
		400-600	10.64	12.23 -		
		500-1000	11.72	13.47 -		
			9.91	11.39 ^		Italy
	Grade A	100-300 g/pc	17.00	19.54 -	wholesale	
		300-500	24.00	27.59 +		Morocco
		< 3 pc/kg	6.87	7.90	Portugal/Italy CIF	Yemen
		3-6	6.78	7.80		
		6-10	5.17	5.95		
Fresh - whole	Small	12.50	14.37 -	France wholesale	France	
	Medium	11.50	13.22 -			
whole	16-21 cm/pc	10.55	12.13	Spain CIF	Morocco	
	12-16	7.35	8.45			
	200-300 g/pc	9.00	10.34 -	wholesale	Spain	
<i>Loligo gahi</i>	very big big medium small		9.98	11.47	Mauritania FOB	Mauritania
			9.98	11.47		
			9.77	11.23		
			9.45	10.86		
		IQF, glazed cut, no wings, tentacles	2.04	2.35	United States of America CIF	India
<i>Loligo gahi</i>	Whole	< 10 cm/pc	2.28	2.62	Spain FOB	Argentina
		9-12	3.29	3.78		
		Tubes, skin-on	6.70	7.70		
<i>Illex argentinus</i>	Tubes, skinless		7.20	8.28		
			4.20	4.83		Spain
			4.30	4.94		
			4.40	5.06		
			3.75	4.31		
	Whole	M	4.70	5.40 =	Italy CPT	Argentina
		S	4.00	4.60 -		
		1	6.50	7.47 +	Spain wholesale	Falkland Islands (Malvinas)
		2	6.50	7.47 +		
		3	6.50	7.47 +		
4		6.50	7.47 +			
100-200 g/pc		5.78	6.65	Argentina FOB	Argentina	
300-400		5.78	6.65			
Whole, round	200-300 g/pc	3.38	3.89	Uruguay FOB	Uruguay	
	300-400	3.38	3.89			
	> 500	2.74	3.15			
<i>Illex illecebrosus</i>	Blockfrozen	9-16 cm/pc	2.35	2.70	Spain FOB	Spain
		11-14	2.45	2.82		
		165-335 g/pc	2.57	2.95		
		200-350	1.65	1.90		
<i>Illex coindetii</i>	70-90 g/pc		2.95	3.39		
			3.55	4.08		
<i>Loligo duvauceli</i>	3-6 pc/kg		8.15	9.37		Yemen
		6-10	6.98	8.02		
		10-20	5.45	6.26		
<i>Todarodes sagittatus</i>	Block, frozen on board	> 20 cm/pc	2.15	2.47		Mauritania
		9-14 cm/pc	2.10	2.41		Guinea
		12-18	1.95	2.24		
		25-30	2.25	2.59		
<i>Uroteuthis duvauceli</i> <i>Doryteuthis pealeii</i> <i>Doryteuthis opalescens</i> <i>Dosidicus gigas</i>	Whole		7.90	9.08 =	wholesale	India
			8.70	10.00 +		United States
			5.80	6.67 =		
Whole	1-2 kg	2.17	2.50	United States of America CIF	Panama	

Fish Species Trade Name	Product Form	Grading	Price per kg		Reference & Area	Origin		
			EUR	USD				
Octopus/Poulpe/Pulpo <i>Octopus vulgaris</i>	Sushi slice	7 g/pc	14.35	16.50 =	Europe CFR	Indonesia		
	100% net weight	9	14.78	17.00 =				
	boiled cut		8.61	9.90 =				
	Flower type	1-2 kg/pc		6.09	7.00 =	Italy CPT	Italy Spain Morocco	
	90% net weight	>2		6.87	7.90 =			
	Fresh	1-2		7.93	9.11 -			
		1-2		9.28	10.67 -			
	Frozen	T3		13.80	15.86			
		T4		14.30	16.44			
		T5		12.79	14.70 -			
		T6		12.16	13.98 -			
		T7		10.80	12.41 -			
	Fresh	250-500 g/pc		16.00	18.39 =	wholesale		
		T6		11.00	12.64 -			
	whole	T3		12.80	14.71	United States of America CIF		
		T1		12.25	14.08	Spain FOB		
			T2		10.75			12.36
			T3		9.75			11.21
			T4		8.75			10.06
			T5		7.75			8.91
			T6		7.95			9.14
			T7		7.50			8.62
			T8		7.20			8.28
	Uncleaned	T1		5.95	6.84	CIF	Mauritania/ Guinea/ Senegal	
		T5		9.75	11.21			
		T6		8.77	10.08			
		T7		8.15	9.37			
		T8		7.75	8.91			
	Frozen on board	T1		12.25	14.08	CIF		
T2			10.75	12.36				
T3			9.75	11.21				
T4			8.75	10.06				
T5			7.75	8.91				
Frozen, Galizian style			15.50	17.82 -	wholesale			
	Fresh		8.00	9.20 =				
Frozen			5.00	5.75 -		Thailand		
Frozen at land	T1		12.00	13.80	Mauritania FOB	Mauritania		
	T2		12.00	13.80				
	T3		11.57	13.30				
	T4		10.26	11.80				
	T5		8.96	10.30				
	T6		7.83	9.00				
	T7		7.39	8.50				
	T8		6.96	8.00				
Gutted block	1-2 kg/pc		6.52	7.50	Italy/Portugal Spain CIF	Yemen		
	2-3		6.52	7.50				
Fresh			12.00	13.79 =	France wholesale	Europe		
	Frozen		13.50	15.52 =				
Fresh - whole	Mixed		6.85	7.87 +	Italy CPT	Croatia		
Cleaned, block, 10% glazing	100-300 g/pc		3.45	3.97	Spain FOB	Spain		
	300-600		3.50	4.02				
Cuttlefish/Seiche/ Sepia <i>Sepia spp.</i>	Frozen at land- whole block	Grade B	100-200 g/pc	3.83	4.40	Egypt/Thailand CIF Malaysia	Yemen	
		Grade A	200-300	3.83	4.40			
			300-500	4.47	5.14			
	FAS - whole block	100-200 g/pc		4.78	5.50 +	Portugal/Greece Spain/Italy CIF		
		200-300 g/pc		4.78	5.50 +			
		300-500		4.78	5.50 +			
		> 500		4.78	5.50 +			
	not cleaned	0.3-0.6 kg/pc		6.45	7.41	Spain FOB	Morocco	
		0.6-0.9		6.45	7.41			
		0.9-1.2		6.45	7.41			
	small			3.60	4.14	Mauritania FOB	Mauritania	
		medium		3.80	4.37			
big			4.10	4.71				
Block frozen, cleaned	100-200 g/pc		5.55	6.38	Spain FOB	Senegal/ Morocco		
	200-400		7.25	8.33				
Block Frozen			6.20	7.13 =	wholesale			
	Fresh		8.00	9.20 =				
Fresh			14.50	16.67 =	France wholesale	Europe		
	Frozen		6.50	7.47 =				
Fresh	300-500 g/pc	< 100	11.17	12.84 -	Italy CPT	Spain Morocco		
		100-300		5.46			6.28 +	
	300-500		3.96	4.55 -				
	500-1000		5.76	6.62 -				
			5.69	6.55 -				
			10.11	11.62 -				
Large			16.00	18.39 +	wholesale	Italy Croatia		
	Medium		13.00	14.94 =				
Whole	1/2		4.83	5.55	United States of America CIF	Indonesia		
	2/4		4.83	5.55				

Fish Species Trade Name	Product Form	Grading	Price per kg		Reference & Area	Origin		
			EUR	USD				
CRUSTACEANS								
Whiteleg shrimp/ Crevette pattes blanches/Camarón patiblanco <i>Penaeus vannamei</i>	PD, chemical treatment 100% net weight treated with non-	31-40 pc/lb		7.35	8.45	-	Europe CFR	Indonesia
		41-50		6.48	7.45	-		
		51-60		6.35	7.30	-		
		61-70		6.26	7.20	=		
		71-90		6.09	7.00	=		
		91-120		5.91	6.80	=		
	headless, shell-less	10-20 pc/lb		8.97	10.32		Ecuador FOB	Ecuador
		20-30		4.96	5.70			
		30-40		5.70	6.55	+		
		40-50		5.61	6.45	+		
		50-60		5.17	5.95	+		
		60-70		4.74	5.45	+		
		71-90		4.57	5.25	+		
		91-120		3.57	4.10			
	tails	21-25 pc/kg		7.61	8.74		Italy CPT	
		26-30		6.66	7.66	-		
		31-40		6.56	7.55	=		
		41-50		6.17	7.09	-		
		51-60		6.20	7.13	-		
		61-70		5.66	6.51	-		
	peeled and deveined, 25% glazing	21-25 pc/kg		9.70	11.15	-		
		26-30		9.50	10.92	-		
		31-35		8.64	9.93	-		
36-40			9.13	9.93	=			
41-50			8.50	10.50	+			
Whole, tails	41-50 pc/kg		5.30	6.09	+	wholesale		
	101-150		8.00	9.20	=			
Head-on	26-30 pc/kg	GBP	24.94	28.34	32.81	United Kingdom retail	Bangladesh	
	20-30 pc/kg	GBP	13.00	14.77	17.11			
Frozen headon, shellon, 0% glaze	16-20 pc/kg		6.55	7.53	-	Spain wholesale FOB	Ecuador	
	20-30		6.65	7.64				
	30-40		5.98	6.87				
	40-50		5.70	6.55				
	50-60		5.60	6.44				
frozen, headless	30-40 pc/kg		11.02	12.68		United States of America CIF	Peru Ecuador	
	40-50		4.26	4.90				
	50-60		3.65	4.20				
P&D	16-20 pc/lb		7.50	8.63			Viet Nam	
	20-30		9.57	11.00				
Peeled and cooked	51-60		10.00	11.50				
Argentine red shrimp/ Salicouque rouge d'Argentine/ Camarón langostín argentino <i>Pleoticus muelleri</i>	Head-on, shell-on	10-20 pc/kg		8.40	9.66	Spain EXW	Argentina	
		20-30		8.00	9.20			
		30-40		7.00	8.05			
		40-60		6.80	7.82			
	frozen on board	10-20 pc/kg		9.75	11.21	+	FOB	
		20-30		9.65	11.09	+		
		31-50		9.45	10.86			
	Tails, easy peel, 20% glazing	13-15 pc/kg		11.30	12.99		CFR CIF	China
		16-20		11.10	12.76			
	Peeled, undeveined	30-55		7.39	8.50		Argentina FOB	Argentina
		56-100		6.94	7.98			
		L1		8.75	10.06			
		40-70		10.26	11.80			
		70-90		10.26	11.80			
	whole	10-20 pc/kg		6.26	7.20	=	United States of America CIF	
		20-30		5.83	6.70	=		
	Head-on, shell-on	CR		7.39	8.50			
		C2		7.61	8.75			
		L1		6.10	7.01	=		
		L2		5.37	6.17	=		
		L3		4.82	5.54			
		C1		30.67	35.27			
	peeled and deveined Headless, P&D	20-40 pc/kg		13.91	16.00	=		
Giant tiger prawn/ Crevette géante/ tigrée/ Langostino tigre <i>Penaeus monodon</i>	Farmed, organic, cooked	20-30 pc/kg		31.00	35.63	France wholesale	Madagascar	
		30-40		28.00	32.18			=
		40-50		25.00	28.74			=
	Raw peeled and deveined, 20 percent glazing	6-8 pc/lb		15.85	18.22		Spain FOB	Bangladesh/ Viet Nam/ India
		8-12		9.45	10.86			
		13-15		8.05	9.25			
		16-20		7.25	8.33			
Head-on	16-20 pc/lb	GBP	22.50	25.57	29.61	United Kingdom retail	Bangladesh	
Giant river prawn/Bouquet géant/ Langostina de río <i>Macrobrachium rosenbergii</i>	Headless, 20 percent easy-peel	0-5 pc/lb		15.60	17.93	Spain CFR		
		6-8		12.60	14.48			
		8-12		10.60	12.18			

Fish Species Trade Name	Product Form	Grading	Price per kg		Reference & Area	Origin					
			EUR	USD							
Norway lobster/ Langoustine/Cigala <i>Nephrops norvegicus</i>	IQF whole male	0-5 pc/kg	20.25	23.28	FOB	Spain					
		5-10	35.75	41.09							
		10-15	27.00	31.03							
		15-20	19.59	22.52							
		20-30	14.00	16.09							
	IQF whole	30-40	4.75	5.46		wholesale	Denmark				
		40-50	4.25	4.89							
		2-4 pc/kg	41.00	47.13							
	Fresh	4-7	31.65	36.38			France wholesale	Ireland			
		7-9	31.45	36.15							
	Frozen, tails		44.00	50.57 +				Italy CIF CPT	Mozambique		
			19.90	22.87							
	Fresh	5-16 pc/kg	29.00	33.33 =					France wholesale	Ireland	
		16-20	18.00	20.69 =							
		20-30	14.00	16.09 =							
30-40		12.00	13.79 =								
20-40 pc/kg		22.00	25.29 =								
Whole, 30 percent glazing	11-15	13.22	15.20	France wholesale	France						
	6-9 pc/kg	22.79	26.20 -								
Fresh	8-12	18.20	20.92		France wholesale					France	
	11-15	14.40	16.56 +								
Frozen	16-20	10.21	11.74 +			France wholesale				France	
	21-30	7.23	8.30 -								
Frozen	31-40	6.40	7.35 +				France wholesale			France	
	41-50	5.70	6.55								
Frozen	16-20 pc/kg	19.90	22.87 -					France wholesale		France	
Andaman lobster/Langoustine Andamane/Cigala de Andamán <i>Metanephrops andamanicus</i>	IQF	6-10 pc/kg	34.95						40.17	Spain FOB	Mozambique
		11-15	30.50						35.06		
		16-20	23.95						27.53		
European lobster/ Homard européen/ Bogavante <i>Homarus gammarus</i>	Live - bulk	400-600 g/pc	35.00						40.23 +	France wholesale	Ireland
		400-600	36.00						41.38 +		
		700-1000	77.00	88.51 +							
	Live	300-600 g/pc	26.40	30.34 +					Italy CPT		Europe
		600-800	27.87	32.04 +							
		800-1000	27.71	31.85 +							
		> 1000	25.04	28.78 +							
American lobster/ Homard américain/ Langosta americana <i>Homarus americanus</i>	Live	400-600 g/pc	33.00	37.93 +	France wholesale	Canada					
		< 3 kg/pc	18.44	21.20 +							
		3-5	19.55	22.47 +							
			18.00	20.69 +							
			22.00	25.29 -							
	Whole	500-600 g/pc	GBP 25.00	28.41 32.89		United Kingdom retail	Canada				
		1000	GBP 46.25	52.56 60.86 -							
	Meat, minced	350-400 g/pc		15.05 17.31		United States of America CIF	United States				
		400-450		15.05 17.31							
	Tails	6-7 oz/pc		1.73 1.98		United States of America CIF	United States				
		7-8		42.17 48.50							
	Scalloped spiny lobster/ Langouste festonnée/ Langosta festoneada <i>Panulirus homarus</i>	Whole	100-200 g/pc	17.83		20.50	Egypt CIF	Yemen			
			200-400	19.57		22.50					
			400-600	20.43		23.50					
			600-700	20.43		23.50					
> 700			20.43	23.50							
Whole		70-100 g/pc	13.91	16.00	Italy/Taiwan PC CIF	Yemen					
		100-150	17.39	20.00							
		150-200	17.39	20.00							
		200-300	19.13	22.00							
		> 300	20.43	23.50							
Fresh			30.00	34.48 =	Spain wholesale	Cuba					
			48.00	55.17 -							
Tails			50.50	58.05	United States of America CIF	Spain					
Arabian whip lobster/ Langouste fouet arabe/ Langosta de fusta arabica <i>Puerulus sewelli</i>			SS	13.04	15.00	Italy CIF		Yemen			
	S		15.65	18.00							
	M		17.39	20.00							
	L		19.13	22.00							
Edible crab/Tourteau/ Buey de mar <i>Cancer pagurus</i>	Live, bulk	T2	7.60	8.74 -	France auction wholesale	France					
		500-700 g/pc	10.60	12.18 =							
		> 1000	11.50	13.22 =							
	Fresh		7.90	9.08 -		Italy CPT	United Kingdom				
			5.75	6.61 -							
Blue swimming crab/ Étrille bleue/ Jaiba azul <i>Portunus pelagicus</i>	Whole	800-1200 g/pc	5.70	6.55 +	France CIF	Yemen					
		5-7 pc/kg	3.35	3.85							
		50-100	3.35	3.85							
		100-300	3.00	3.45							
		100-300 pc/kg	2.74	3.15							
Snow crab/ Crabes des neiges/ Cangrejo de las nieves <i>Chionoecetes opilio</i>	Legs, parts, shoulders		15.62	17.97	United States of America CIF	Canada					
			14.57	16.75							
	Clusters	5-8 oz/pc	25.11	28.88							
		8-10	23.69	27.25 -							
	Claws		11.98	13.78							
			42.17	48.50							
	Parts		42.17	48.50							
		37.38	42.99								
Cocktail Claws	XL			China							
	cap off	L									

Fish Species Trade Name	Product Form	Grading	Price per kg		Reference & Area	Origin		
			EUR	USD				
BIVALVES								
Oyster/Huître/Ostra <i>Crassostrea gigas</i> <i>Ostrea edulis</i>	Live	60-100 g/pc		11.40	13.10	Spain CIF	Netherlands (Kingdom of the)	
		80-95 g/pc		17.36	19.95			
		95-110		18.50	21.26			
				18.60	21.38 =			wholesale
				12.00	13.79 =			France wholesale
		G2 (10 units)		12.00	13.79 =			
		M3 (10 units)		12.00	13.79 =			
		N3		8.39	9.64 -	retail	France	
Mussel/Moule/Mejillón <i>Mytilus edulis</i> <i>Mytilus galloprovincialis</i>	Live - Bottom mussel	Bulk		2.80	3.22 =	wholesale	Netherlands (Kingdom of the)	
				3.00	3.45 =			
				3.70	4.25 =			
	Live - Rope (bouchot)	60-80 pc/kg		5.08	5.84 -	retail	Spain/Italy	
	Live			4.20	4.83 -	CIF	France	
	Live	> 100 pc/kg		3.74	4.30 -	Italy CPT	Italy	
				4.00	4.60 -	wholesale	Sardinia	
				4.40	5.06 +		Italy	
	<i>Mytilus chilensis</i>	IQF - shell-off, 7 percent	200-300 pc/kg		4.90	5.63 +	CIF	Spain
		Mussel meat			2.47	2.84	Spain CIF	Chile
	IQF, Half shell			3.54	4.07			
	Whole, vaccum packed			1.83	2.11			
<i>Perna canaliculus</i> <i>Mytilus galloprovincialis</i>	800 g pack, half shell		GBP 18.13	20.60	23.85	United Kingdom	New Zealand	
	Live		GBP 6.50	7.39	8.55	retail	United Kingdom (Scotland)	
Razor shell/Couteau/ Navaja - Solenidae	Fresh	S		10.50	12.07	Spain CIF	Ireland	
				18.50	21.26			
	Live, depurated	10-12 cm/pc		5.15	5.92	wholesale	Netherlands (Kingdom of the)	
				7.20	8.28 +			
	Frozen			5.50	6.32 =	Italy CPT	Import	
			6.00	6.90 -	wholesale			
Live			3.90	4.48 +	France	Italy		
Great Atlantic scallop/ Coquille-St- Jacques/ Vieira <i>Pecten maximus</i>	Fresh, meat, roe-on			28.00	32.18 +	wholesale	France	
				27.00	31.03 +			
				34.00	39.08 =			
				34.00	39.08 =			
	IQF, whole	3-5 pc/kg		4.95	5.69	Spain FOB	Spain	
		4-6		3.95	4.54			
	Frozen, half shelf	10-12		10.45	12.01			
		9-10		11.55	13.28			
	Meat, 15% glazing	20-24		22.85	26.26			
	Meat, 20% glazing	22-25		22.75	26.15			
	Live			19.00	21.84 +	wholesale		
	Frozen - whole			2.93	3.37 -	Italy CPT	Imported	
	Fresh			4.36	5.01 -			
	Frozen, half shelf			10.31	11.85			
	Live			7.50	8.62 ^	wholesale		
Fresh, meat, half shell	10-20 pc/kg		GBP 15.00	17.05	19.74	United Kingdom	United Kingdom	
whole			GBP 34.00	38.64	44.74	retail		
Half shell, roe on	10-20 pc/kg		10.96	12.60	United States of America CIF	Peru		
	20-30		10.39	11.95				
	30-40		9.65	11.10				
Japanese carpet shell/ Palourde japonaise/ Almeja japonesa <i>Ruditapes philippinarum</i>	Live			14.06	16.16 -	Italy CPT	Italy	
				12.50	14.37 -			
				9.00	10.34 -			Spain wholesale
Striped venus/ Petite praire Chirla <i>Chamelea gallina</i>				5.80	6.67 +	Italy wholesale	Italy	

SALMON								
Atlantic salmon/ Saumon de l'Atlantique/ Salmón del Atlántico <i>Salmo salar</i>	Fresh - gutted, head-on	2-3 kg/pc		6.70	7.70 =	France wholesale	Norway	
		3-4		7.00	8.05 =			
		4-5		7.30	8.39 =			
		5-6		7.50	8.62 =			
		6-7		7.70	8.85 =			
				6.90	7.93 =			
				7.50	8.62 =			
	Fresh - label rouge	2-3		8.00	9.20 =		Scotland	
		frozen, wild	2-3		8.00			9.20 =
	Smoked - Fillet, vaccuum	1-2 kg/pc		37.00	42.53 =			
	Fresh - Fillet	3-4 kg/pc		12.90	14.83 =		European Union	
	Smoked - Fillet, vaccuum	1-2 kg/pc		35.00	40.23 =		Norway	
	Fresh - gutted, head-on	1-2 kg/pc		NOK 55.25	4.69	5.40 -	Norway FOB	
				NOK 67.83	5.75	6.63 +		
				NOK 74.70	6.34	7.30 +		
				NOK 76.14	6.46	7.44 +		
				NOK 77.16	6.54	7.54 +		
				NOK 79.69	6.76	7.79 -		
				NOK 82.86	7.03	8.10 +		
				NOK 85.07	7.22	8.32 -		
			NOK 87.16	7.39	8.52 +			
					12.00	13.79 -		
Fresh fillet			24.90	28.62 +				
Smoked fillet			2.50	2.87 -				
Frozen								

Fish Species Trade Name	Product Form	Grading	Price per kg		Reference & Area	Origin
			EUR	USD		
Atlantic salmon/ Saumon de l'Atlantique/ Salmón del Atlántico <i>Salmo salar</i>	Fillets, skin-on	700-1000 g/pc	11.60	13.33	Spain CIF	
		1000-1400	11.75	13.51		
		1400-1800	11.95	13.74		
		1800-2400	12.45	14.31		
	IQF, gutted, wild fillets, block frozen	6-11 kg/pc	8.22	9.45	FOB United States of America CIF	Iceland Poland
	guttled, head-on	4-5 kg/pc	8.75	10.06	Tunisia CFR	Norway
	Fresh - Whole - Superior	1-2 kg/pc	5.47	6.29 +	Italy CPT	
		2-3	5.98	6.88 +		
		3-4	6.30	7.24 +		
		4-5	6.45	7.41 +		
5-6		6.64	7.63 +			
6-7		6.78	7.79 -			
7-8		6.96	8.00 -			
8-9	7.00	8.05 -				
9-10	5.55	6.38				
Atlantic salmon/ Saumon de l'Atlantique/ Salmón del Atlántico <i>Salmo salar</i>	Fresh - gutted	3-4 kg/pc	7.80	8.97 +	Italy wholesale	Norway
		4-5	7.00	8.05 -		
	Fillets Trim D Smoked		14.00	16.09 +	CPT	United Kingdom Denmark
			30.00	34.48 =		
Fresh - gutted	4-5	12.50	14.37			
	IQF portion, 10% glazing	100-150 g/pc	15.30	17.59		
Chum salmon/Saumon chien/ Keta <i>Oncorhynchus keta</i>	H&G IQF	4-6 lb/pc	5.15	5.92	Spain CIF	Canada
		> 6	4.60	5.29		
Pink salmon/Saumon rose Salmón rosado <i>Oncorhynchus gorbuscha</i>	Blockfrozen	600-800 g/pc	2.17	2.50	Russian Federation FOB	Europe

TROUT

Rainbow trout/ Truite arc-en-ciel/ Trucha arco iris <i>Oncorhynchus mykiss</i>	Fresh- whole Fillet		7.40	8.51 =	France wholesale	France
			10.00	11.49 =		
		Fillet, smoked	21.00	24.14 =		
	Whole, gutted, bulk		15.07	17.32 -	retail	
	Fresh - whole Fresh - fillets		5.60	6.44 =	Spain wholesale	Spain
			6.00	6.90 =		
	Guttled, 10% glazing	200-300 g/pc	5.55	6.38	CIF	Türkiye
		300-350	5.55	6.38		
	Fillets, 20% glazing	80-120	6.65	7.64		
Fresh - whole Fresh, Fillets - skin-on Fresh, Fillets - skinless whole fillets		5.70	6.55 -	Italy CPT	Italy	
		10.00	11.49 +			
		10.00	11.49 +			
	350-500 g/pc	6.50	7.47 +			
	350-500	12.50	14.37 -			
	10.00	11.49 =				
Fresh, whole guttled	600-800 g/pc	GBP 9.50	10.80	United Kingdom	Scotland	
	500	GBP 11.98	13.61			
			12.50 -	retail		
			15.76 +			

FRESHWATER FISH

Arctic char/Omble-chevalier/ Trucha alpina <i>Salvelinus alpinus</i>	Fresh- whole		12.50	14.37 =	France wholesale	Europe
Nile perch/Perche du Nil/Perca del Nilo <i>Lates niloticus</i>	Fresh, whole	2-4 kg/pc	4.97	5.71 -	Italy FCA	United Republic of Tanzania
		Fresh - fillets	6.64	7.63 -		
		Fresh - steaks	7.58	8.71		
	Fresh - fillets		16.99	19.53 +	retail wholesale	
			11.00	12.64 =		
			10.00	11.49 +		
Fresh - fillets	Fillets		6.70	7.70 +	Spain wholesale	
	Fillets, skinless	300-500 g/pc	8.30	9.54		
		500-1000	8.30	9.54		
Pike perch/Sandre/ Lucioperca <i>Sander lucioperca</i>	Fillet - skinless, PBI, IWP	500-1000 g/pc	5.61	6.45	CFR	
	Fresh - whole Fillet	Average size	8.30	9.54 -	France wholesale	Europe
Nile Tilapia/Tilapia du Nil/Tilapia del Nilo <i>Oreochromis niloticus</i>	Fillet - skinless, 20% glazing	70-140 g/pc	4.35	5.00	Spain CFR	China
		140-200	4.75	5.46		
		200-300 g/pc	3.13	3.60		
	Guttled, scale-less, 20%	300-500	3.13	3.60		
		500-800	3.91	4.50		
		> 800	3.45	3.97		
	3-5 oz/pc	5.10	5.86	United States of America CIF	Viet Nam	
Pangasius <i>Pangasius hypophthalmus</i>	Fillet, thawed Fillet		4.50	5.17 +	Italy wholesale retail	
			8.38	9.63 +		
	Fresh, fillet		6.50	7.47 =	Spain wholesale CIF	
		Fillet, 20% glazing	120-170 g/pc	3.00		3.45
	170-230	3.00	3.45			
Fillets, interleaved, 0%	170-230	3.00	3.45			

Fish Species Trade Name	Product Form	Grading	Price per kg		Reference & Area	Origin
			EUR	USD		
NON-TRADITIONAL SPECIES						
Sturgeon/Esturgeon/ Esturione <i>Acipenseridae</i>	Frozen - Whole	1.5-2 kg/pc	7.50	8.62	France CIF	France
	Gutted	5-7 kg/pc	10.50	12.07		
	Fillets	200-300 g/pc	16.00	18.39		
		800-1000	16.00	18.39		
<i>A.baeri</i>	Caviar (Aquitaine) metal		1500	1724		
European eel/Anguille d'Europe/ Anguilla europea <i>Anguilla anguilla</i>	Smoked	Medium	49.00	56.32 =	wholesale	Europe
	Fresh		18.80	21.61 +	Italy CPT	
Common dentex/ Denté commun Denton <i>Dentex dentex</i>	Fresh - whole	225-300 g/pc	2.08	2.39	Spain FOB	Morocco
		275-350	2.35	2.70		
		350-500	2.45	2.82		
		500-800	2.65	3.05		
	1-2 kg/pc	27.15	31.20 -	Italy CPT		
		27.04	31.08 -			
		25.03	28.77 -			
		25.00	28.74 +			
		20.40	23.45 -			
		20.40	23.45 -			
Dusky grouper Mérour noir/Mero moreno <i>Epinephelus marginatus</i>	Fresh - whole	1-2 kg/pc	19.98	22.97 -	Senegal	
		2-4	21.20	24.36 -		
		4-7	20.36	23.40 -		
		7-10	16.13	18.54 -		
		10-20	14.15	16.26 +		
		> 20	13.79	15.85		
White grouper/ Merou blanc/Cherna de ley <i>Epinephelus aeneus</i>	Gutted	1-2 kg/pc	11.94	13.73 +	Yemen	
		2-4	13.31	15.30 +		
		4-7	14.52	16.69 -		
		small	4.22	4.85 -		
Small-scale grouper Mérour petites écailles Mero escamoso <i>Epinephelus polylepis</i>	1-3 kg/pc	3-5	4.26	4.90 -	France/Greece CIF	
		5-8	4.30	4.95		
		8-12	4.30	4.95		
	2-3 kg/pc	4.26	4.90			
		4.26	4.90			
		4.26	4.90			
Spangled emperor/ Empereur moris/ Emperador relámpago <i>Lethrinus nebulosus</i>	H&G	3-5 kg/pc	4.35	5.00	Italy/Greece CIF	
	Gutted, scales off	1-2	2.91	3.35		
		2-3	2.52	2.90		
		3-5	2.52	2.90		
	Headless, gutted	2-3	4.26	4.90		
		3-5	4.26	4.90		
		5-10	4.26	4.90		
	Whole	1-2	2.57	2.95		
		2-3	2.57	2.95		
	Mahi mahi/Dorado/ Dorado <i>Coryphaena hippurus</i>	Gutted, skinless		2.57		2.95
Fresh, gutted			8.16	9.38 +	Italy CPT	Imported
Fresh, fillets			11.00	12.64		
H&G, skin-on			4.98	5.72	Spain FOB	Spain
Whole, H&G		500-1000 g/pc	5.45	6.26 =	CIF	
Red pandora Pageot à tache rouge/ Breca chata <i>Pagellus bellottii</i>	Whole, blockfrozen	< 250 g/pc	1.59	1.83	Italy/Greece	Yemen
		200-350	2.38	2.74		
		300-500 g/pc	2.13	2.45		
Common pandora/ Pageot commun/Breca <i>Pagellus erythrinus</i>	Fresh, whole	500-1000	2.13	2.45	Spain FOB	Morocco
		200-300 g/pc	5.85			
		300-500 g/pc	7.20	8.28		
		500-1000	10.98	12.62 -		
Blue shark/ Peau bleue/Tiburón azul <i>Prionace glauca</i>	H&G, skinless	1000-2000	13.29	15.28 -	Spain FOB	Spain
		4-7	13.67	15.71 +		
		2.65	3.05 -			
		2.55	2.93 -			
		1.65	1.90 -			
		1.65	1.90 -			
Mako shark/Taupe bleue Marrajo dientuso <i>Isurus oxyrinchus</i>	H&G, skin-on	< 10 kg/pc	3.85	4.43 -		
		10-30	6.65	7.64 +		
		30-50	6.98	8.02 +		
		50-100	4.45	5.11 -		
		> 100	3.85	4.43 -		
Black marlin/Makaire noir/ Marlin negro <i>Makaira nigricans</i>	H&G, skin-on	< 80 kg/pc	4.55	5.23 -		
		> 80	4.85	5.57 -		
Blue marlin/Makaire bleu/ Marlin azul <i>Makaira indica</i>	H&G, skin-on	< 80 kg/pc	4.55	5.23 -		
		> 80	4.85	5.57 -		
Thornback ray/Raie bouclée Raya de clavos <i>Raja clavata</i>	Fresh, wings	300-500 g/pc	7.00	8.05 =	Italy CPT	Imported
	Wings, skin-less, 20%	400-600	7.50	8.62	Spain CIF	Netherlands (Kingdom of the)
		300-600	5.60	6.44		
Crimson jobfish/ Colas fil/Panchito hebra <i>Pristipomoides filamentosus</i>	Whole, gutted	2-3 kg/pc	5.95	6.84	Viet Nam CIF	Yemen
		> 3	2.78	3.20		
		3-5 kg/pc	2.78	3.20		
			2.96	3.40	Italy/France CIF	

Fish Species Trade Name	Product Form	Grading	Price per kg		Reference & Area	Origin	
			EUR	USD			
SEABASS/SEABREAM/ MEAGRE							
Seabass/Bar, Loup/Lubina <i>Dicentrarchus labrax</i>	Fresh - whole farmed	200-300 g/pc	5.40	6.21 =	Greece FOB	Greece	
		300-450	6.90	7.93 =			
		450-600	7.40	8.51 =			
		600-800	8.70	10.00 =			
		800-1000	9.50	10.92 =			
		> 1000	11.50	13.22 =			
		200-300 g/pc	5.70	6.55 =			Italy CIF
		300-450	7.20	8.28 =			
		450-600	7.70	8.85 =			
		600-800	9.00	10.34 =			
		800-1000	9.80	11.26 =			
		> 1000	11.80	13.56 =			
		200-300 g/pc	5.77	6.63 =			France CIF
		300-450	7.27	8.36 =			
		450-600	7.77	8.93 =			
		600-800	9.07	10.43 =			
		800-1000	9.87	11.34 =			
		> 1000	11.87	13.64 =			
		200-300 g/pc	5.76	6.62 =			Spain CIF
		300-450	7.26	8.34 =			
	450-600	7.76	8.92 =				
	600-800	9.06	10.41 =				
	800-1000	9.86	11.33 =				
	> 1000	11.86	13.63 =				
	200-300 g/pc	5.80	6.67 =	Germany CIF			
	300-450	7.30	8.39 =				
	450-600	7.80	8.97 =				
	600-800	9.10	10.46 =				
	800-1000	9.90	11.38 =				
	> 1000	11.90	13.68 =				
	200-300 g/pc	5.77	6.63 =	Portugal CIF			
	300-450	7.27	8.36 =				
	450-600	7.77	8.93 =				
	600-800	9.07	10.43 =				
	800-1000	9.87	11.34 =				
	> 1000	11.87	13.64 =				
	Fresh - whole farmed	200-300 g/pc	6.04	6.94 =	UK CIF		
		300-450	7.54	8.67 =			
		450-600	8.04	9.24 =			
		600-800	9.34	10.74 =			
		800-1000	10.14	11.66 =			
	> 1000	12.14	13.95 =				
	H&G, gutted, without 20% glazing	200-300 g/pc	5.70	6.55	Spain CIF	Türkiye	
		300-400	5.80	6.67			
		400-600	5.90	6.78			
800-1000		12.30	14.14				
Fillets, skin-on, 20% glazing	80-120 g/pc	8.50	9.77				
	120-160	9.40	10.80				
	> 160	9.90	11.38				
Fresh - whole - wild, from trawling	800-1000 g/pc	18.50	20.11 -	France wholesale wholesale	France		
	1000-2000	20.00	21.74 -				
	2000-3000	22.00	23.91 -				
Fresh - whole - wild, from line fishing	1000-2000 g/pc	27.00	29.35 -				
	2000-3000	33.00	35.87 -				
	> 3000	37.00	40.22 -				
Fresh - whole - farmed	400-600 g/pc	10.70	11.63 =				
	600-800	11.70	12.72 =				
	800-1000	12.70	13.80 =				
300-400 g/pc	300-400 g/pc	6.16	7.08 =	Italy CPT	Greece		
	400-600	7.07	8.12 -				
	600-800	8.06	9.27 -				
	800-1000	9.06	10.42 ^				
Large	Large	12.80	14.71 =		Italy (Orbetello)		
	Medium	11.20	12.87 =				
	Small	8.75	10.06 =				
Fresh, wild	500-1000 g/pc	13.00	14.94 -		Morocco		
	1000-2000	16.00	18.39 +				
Fresh, wild, line caught	500-1000 g/pc	14.74	16.94				
	1000-2000	15.81	18.17				
	2000-3000	21.91	25.18				
Fresh, wild		25.00	28.74 -	wholesale	Europe		
Fresh, farmed	300-400 g/pc	7.30	8.39 +	CIF	Greece		
Fresh, fillets	200-300 g/pc	4.35	5.00 -	CPT			
	300-450	6.05	6.95 -				
	450-600	7.37	8.47 +				
	600-800	8.52	9.79 +				
	800-1000	10.01	11.51 +				
70-100 g/pc	13.60	15.63					
100-140	14.53	16.70					
140-180	15.54	17.86					

Fish Species Trade Name	Product Form	Grading	Price per kg		Reference & Area	Origin	
			EUR	USD			
Gilthead seabream/ Dorade royale/Dorada <i>Sparus aurata</i>	farmed	200-300 g/pc	5.70	6.55 =	Greece FOB		
		300-450	6.50	7.47 =			
		450-600	6.50	7.47 =			
		600-800	7.20	8.28 =			
		800-1000	9.30	10.69 =			
		> 1000	10.50	12.07 =			
		200-300 g/pc	6.00	6.75 =			Italy CIF
		300-450	6.80	7.67 =			
		450-600	6.80	7.82 =			
		600-800	7.50	8.62 =			
		800-1000	9.60	11.03 =			
		200-300 g/pc	6.07	6.98 =			France CIF
		300-450	6.87	7.90 =			
		450-600	6.87	7.90 =			
		600-800	7.57	8.70 =			
	800-1000	9.67	11.11 =				
	200-300 g/pc	6.06	6.97 =	Spain CIF			
	300-450	6.86	7.89 =				
	450-600	6.86	7.89 =				
	600-800	7.56	8.69 =				
	800-1000	9.66	11.10 =				
	Fresh - whole farmed	200-300 g/pc	6.10	7.01 =	Germany CIF	Greece	
		300-450	6.90	7.93 =			
		450-600	6.90	7.93 =			
		600-800	7.60	8.74 =			
		800-1000	9.70	11.15 =			
		> 1000	10.90	12.53 =			
		200-300 g/pc	6.07	6.98 =	Portugal CIF		
		300-450	6.87	7.90 =			
		450-600	6.87	7.90 =			
600-800		7.57	8.70 =				
800-1000		9.67	11.11 =				
200-300 g/pc		6.34	7.29 =	UK CIF			
300-450		7.14	8.21 =				
450-600		7.14	8.21 =				
600-800		7.84	9.01 =				
800-1000	9.94	11.43 =					
> 1000	11.14	12.80 =					
Fresh - wild	500-1000 g/pc	24.40	28.05 =	Spain CIF	France		
	1000-2000	19.80	22.76 =				
	3000-4000	16.40	18.85 =				
Whole, gutted, scaleless	200-300 g/pc	6.50	7.47 =		Türkiye		
	300-400	6.80	7.82 =				
Fillets, skin-on, 20% glazing	80-120 g/pc	10.50	12.07 =		Europe		
	120-160	10.65	12.24 =				
Fresh, wild Fresh, farmed		16.00	19.28 =	wholesale			
		6.90	8.31 =				
Fresh, wild	500-800 g/pc	16.00	18.39 =	France wholesale	France		
	800-1000	19.00	21.84 =		European Union		
	> 1000	23.00	26.44 =		France		
Fresh - farmed	300-400 g/pc	8.50	9.77 =				
	400-600	10.20	11.72 =				
	600-800	11.10	12.76 =				
	800-1000	11.80	13.56 =				
Gilthead seabream/ Dorade royale/Dorada <i>Sparus aurata</i>	Fresh, farmed	300-400 g/pc	6.99	8.03 =	Italy CIF CPT	Greece	
		200-300 g/pc	5.63	6.47 =			
		300-400	5.76	6.62 =			
		400-600	5.87	6.74 =			
		600-800	6.67	7.66 =			
		800-1000	9.55	10.97 =			
		1000-1500	8.69	9.99 =			
	Fresh, fillets	70-100 g/pc	12.67	14.56 =			
		100-140	12.80	14.71 =			
		140-180	12.72	14.62 =			
	Fresh - wild	800-1000 g/pc	17.95	20.63 =		Morocco	
		1000-2000	20.77	23.87 =			
		2000-3000	18.58	21.36 =			
		> 3000	24.00	27.59 =			
	Fresh - farmed	Large	12.40	14.25 =		Italy (Orbetello)	
Medium		11.10	12.76 =				
Small		8.75	10.06 =				
Fresh - wild farmed		24.00	27.59 =		North Europe		
		9.55	10.98 =		Italy		
White seabream/Sar/Sargo <i>Diplodus sargus</i>	Fresh	100-300 g/pc	9.00	10.34 =		Senegal	
		300-500	8.50	9.77 =		Spain	
		500-1000	11.49	13.21 =			
		1000-2000	13.32	15.31 =			

Fish Species Trade Name	Product Form	Grading	Price per kg		Reference & Area	Origin
			EUR	USD		
Meagre/Maigre commun/Corvina <i>Argyrosomus regius</i>	Fresh - whole farmed	800-1000 g/pc	7.89	9.07		Greece
		1000-2000	6.63	7.62 -		
		> 2000	7.39	8.50 -		
	Fresh- whole, wild	0.5-1 kg/pc	8.74	10.05 -		Mediterranean
		1-2	7.11	8.17 +		
		2-4	9.00	10.34 -		
		3-5	6.43	7.39 -		
		5-10	6.74	7.75 -		
		10-15	9.05	10.40 -		
		15-20	12.40	14.25 -		
		20-30	12.73	14.63 -		
			10.00	11.49 +		Spain wholesale
	Fresh, cultured		8.00	9.20 +		
> 1000 g/pc		11.00	12.64 -	France wholesale	France	



GLOBEFISH

Fisheries and Aquaculture Division -
Natural Resources and Sustainable Production
globefish@fao.org
fao.org/in-action/globefish

**Food and Agriculture Organization
of the United Nation**
Rome, Italy



Globefish European Price Dashboard

Price for hundreds of
species sold in Europe,
updated weekly